

STATEMENT OF APPROPRIATIONS, ALLOTMENTS, OBLIGATIONS, DISBURSEMENT AND BALANCE
For the quarter ending September 31, 2015

FAR NO. 1

Department: State Universities and Colleges
Agency/Operating Unit: MSU-TAWI-TAWI COLLEGE OF TECHNOLOGY AND OCEANOGRAPHY
Region/Province/City: ARMM, TAWI-TAWI
Fund: 101


X	Current Year Appropriation
	Supplementary Appropriation
	Continuing Appropriation

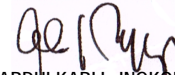
Particulars	UACS CODE	Appropriations			Allotment					Current Year Obligation					Current Year Disbursement					Balances			
		Authorized Appro.	Adjustment Transfer (to) (From, Realignment)	Adjusted Appro.	Allotment Received	Adjustment (withdrawal) Realignment	Transfer to	Transfer from PGF/Income	Adjusted total allotments	1st quarter ending March 31	2nd quarter ending June 30	3rd quarter ending Sept. 30	4th quarter ending Dec. 31	TOTAL	1st quarter ending March 31	2nd quarter ending June 30	3rd quarter ending Sept. 30	4th quarter ending Dec. 31	TOTAL	Unre-lease Appro.	Unobli-gated Allot.	Unpaid obligation (15-20)-(23+24)	
																						Due and Demandable	Not yet due and Demandable
1	2	3	4	5=(3+4)	6	7	8	9	10[(6+(-)7)-8+9]	11	12	13	14	15=(11+12+13+14)	16	17	18	19	20=(15+17+18+19)	21=(5-10)	22=(10-15)	23	24
II. Automatic Appropriation																							
<i>RLIP</i>	1 04 102																						
Sub-Total, Automatic Appropriation					28,524,000				28,524,000	5,634,978	7,658,750	5,844,552	-	19,138,280	5,634,978	7,868,750	5,844,552	-	19,348,280	-	-	-	-
Personal Services					28,524,000				28,524,000	5,634,978	7,658,750	5,844,552		19,138,280	5,634,978	7,868,750	5,844,552		19,348,280				
Maintenance and Other Operating Expenses																							
Financial Expenses																							
Capital Outlays																							
III. Special Purpose Fund (Pleased Specify)																							
PGF-PS(Pension Benefits)								20,787,742	20,787,742	684,426	7,128,463	12,974,854		20,787,743	684,425	7,128,463	12,974,864		20,787,752				(9)
Sub-Total Special Purpose Fund								20,787,742	20,787,742	684,426	7,128,463	12,974,854		20,787,743	684,425	7,128,463	12,974,864		20,787,752				
Personal Services								20,787,742	20,787,742	684,426	7,128,463	12,974,854		20,787,743	684,425	7,128,463	12,974,864		20,787,752				
Maintenance and Other Operating Expenses																							
Financial Expenses																							
Capital Outlays																							
GRAND TOTAL		361,749,000	-	361,749,164	390,273,000	-	-	20,787,742	411,060,742	94,849,949	98,179,929	102,281,030	-	295,310,908	81,385,245	89,329,302	105,581,459	-	276,296,006		41,422,189	-	19,014,902
Personal Services		302,460,000		302,460,164	330,984,000			20,787,742	351,771,742	85,666,377	89,043,317	86,343,997		261,053,691	73,394,018	82,071,828	95,732,190		251,198,036		81,332,332		9,855,655
Maintenance and Other Operating Expenses		42,440,000		42,440,000	42,440,000				42,440,000	9,120,643	7,862,588	11,565,721		28,548,952	7,257,474	7,257,474	7,257,474		21,772,422		13,891,048		6,776,530
Financial Expenses																							
Capital Outlays		16,849,000		16,849,000	16,849,000				16,849,000	62,929	1,274,024	4,371,312		5,708,265	733,753		2,591,795		3,325,548		(53,801,191)		2,382,717

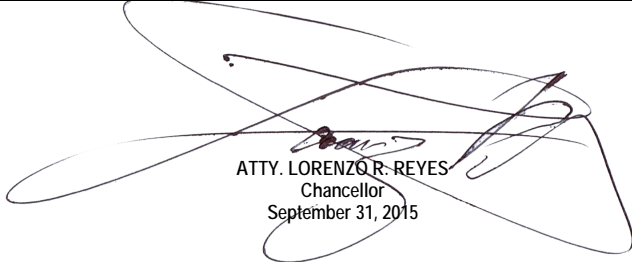
Certified Correct:

Certified Correct:

Approved


ABUBAKAR S. HARAIN
 Supervising Administrative Officer
 Budget Office
 September 31, 2015


ABDULKABI L. INGKOH
 Chief Accountant
 September 31, 2015


ATTY. LORENZO R. REYES
 Chancellor
 September 31, 2015