

QUARTERLY PHYSICAL REPORT OF OPERATION
As of 2016 September 30

Department: State Universities and Colleges (SUCs)
 Appropriations: Current Year Appropriations
 Agency: Mindanao State University
 Operating Unit: Mindanao State University - Maguindanao
 Organization Code (UACS): 081100400002

Particulars	UACS CODE	Physical Targets					Physical Accomplishments					Variance as of September 30 2016	Remarks
		1st Quarter	2nd Quarter	3rd Quarter	4th Quarter	Total	1st Quarter	2nd Quarter	3rd Quarter	4th Quarter	Total		
1	2	3	4	5	6	7= (3+4+5+6)	8	9	10	11	12= (8+9+10+11)	13	14
Part A													
I. Operations													
MFO 1: HIGHER EDUCATION SERVICES	000003010000000												
Total Number of graduates in mandated program													
Quantity													
Total Number of Graduates			185	0	15	200		352		17	369	169	
Percentage of total graduates that are in priority courses													
Quality													
Percentage of total graduates that are in priority courses			55%		5%	60%		85%		90%	88%	28%	
Average passing rate in licensure exams over 3 years national average % passing across all disciplines covered by SUC													
Quantity													
Average passing rate in licensure exams over 3 years national passing rate			25%		20%	45%	50%		55%		53%	8	
Percentage of graduates who finished their academic programs according to the prescribed timeframe													


Particulars	UACS CODE	Physical Targets					Physical Accomplishments					Variance as of September 30 2016	Remarks
		1st Quarter	2nd Quarter	3rd Quarter	4th Quarter	Total	1st Quarter	2nd Quarter	3rd Quarter	4th Quarter	Total		
1	2	3	4	5	6	7= (3+4+5+6)	8	9	10	11	12= (8+9+10+11)	13	14
Timeliness													
Percentage of graduates who finished their academic programs according to the prescribed timeframe			60%		10%	70%		80%		5%	85%	15%	
MFO 2: ADVANCED EDUCATION SERVICES	000003020000000												
Total number of Graduates in mandated priority program													
Quantity													
Total number of graduates in mandated priority program				30		30		36		4	40	10	
Percentage of graduates who engaged in employment or employment status improved within 1 year of graduation													
Quantity													
Percentage of graduates engaged in employment within six months of graduation		90%	90%	90%	90%	90%	99%	99%	99%	99%	99%	9	
Percentage of students who rate timeliness of education delivery/supervision as good or better													
Timeliness													
Percentage of students who rate timeliness of education delivery/supervision as good or better		95%	95%	95%	95%	95%	95%	95%	95%	95%	95%		
MFO 3: RESEARCH SERVICES	000003030000000												
Number of Research Studied completed													
Quantity													

Particulars	UACS CODE	Physical Targets					Physical Accomplishments					Variance as of September 30 2016	Remarks
		1st Quarter	2nd Quarter	3rd Quarter	4th Quarter	Total	1st Quarter	2nd Quarter	3rd Quarter	4th Quarter	Total		
1	2	3	4	5	6	7= (3+4+5+6)	8	9	10	11	12= (8+9+10+11)	13	14
Number of research studies completed Current Year		8	5	5	7	25	9	13	7	8	37	12	
Percentage of Research outputs published in recognized refereed journals or patented or submitted for patenting													
Quantity													
Number of research projects completed in the last 3 years		12	13	10	15	50	19	17	15	22	73	23	
Percentage of Research projects conducted or completed on schedule													
Quality													
Percentage of research outputs presented in local, regional, national or international fora		80%	80%	80%	80%	80%	85%	80%	88%	85%	85%	5	
Performance Indicator													
Quality													
Percentage of research outputs published in a recognized refereed journals or submitted for patenting or patented			10%			10%		3%		6%	9%	-1%	
Performance Indicator													
Timeliness													
Percentage of research projects completed within the original project timeframe		85%	85%	85%	85%	85%	80%	85%	90%	90%	86%	1	
MFO 4: TECHNICAL ADVISORY EXTENSION SERVICES	000003040000000												
Number of persons trained weighted by length													
Quantity													

Particulars	UACS CODE	Physical Targets					Physical Accomplishments					Variance as of September 30 2016	Remarks
		1st Quarter	2nd Quarter	3rd Quarter	4th Quarter	Total	1st Quarter	2nd Quarter	3rd Quarter	4th Quarter	Total		
1	2	3	4	5	6	7= (3+4+5+6)	8	9	10	11	12= (8+9+10+11)	13	14
Number of persons trained weighted by length of training		410	270	450	470	1600	990	722	102	543	2357	757	
Percentage of trainees/clients who rate services rendered as good or better													
Quantity													
Number of persons provided with technical advice		350	250	500	400	1500	495	509	82	456	1542	42	
Percentage of request for training/technical advice responded to within three days request													
Quality													
Percentage of trainees who rate the training course as good or better		90%	90%	90%	90%	90%	96%	96%	98%	98%	97%	7	
Performance Indicator													
Quality													
Percentage of clients who rate the advisory services as good or better		90%	90%	90%	90%	90%	95%	95%	95%	100%	96%	6	
Percentage of clients who rate advisory services as good or better													
Timeliness													
Percentage of requests for training responded to within 3 days of request		95%	95%	95%	95%	95%	100%	100%	100%	100%	100%	5	
Percentage of request for training that are responded to within three days request													
Timeliness													
Percentage of request for technical advice that are responded to within 3 days		100%	100%	100%	100%	100%	100%	100%	100%	100%	100%		
Performance Indicator													
Timeliness													

Particulars	UACS CODE	Physical Targets					Physical Accomplishments					Variance as of September 30 2016	Remarks
		1st Quarter	2nd Quarter	3rd Quarter	4th Quarter	Total	1st Quarter	2nd Quarter	3rd Quarter	4th Quarter	Total		
1	2	3	4	5	6	7= (3+4+5+6)	8	9	10	11	12= (8+9+10+11)	13	14
Percentage of persons who receive training or advisory services who rate timeliness of services delivery as good or better		90%	90%	90%	90%	90%	95%	95%	95%	95%	95%	5	


Prepared By:


Angelita T. Datucan

Planning Services Head/Planning Officer

Date: 14/Feb/2017


In coordination with:


Norma P. Bantas

Financial Services Head/Budget Officer

Date: 14/Feb/2017

Approved By:


Soraya Sinsuat

Agency Head/Department Secretary

Date: 14/Feb/2017

This report was generated using the Unified Reporting System